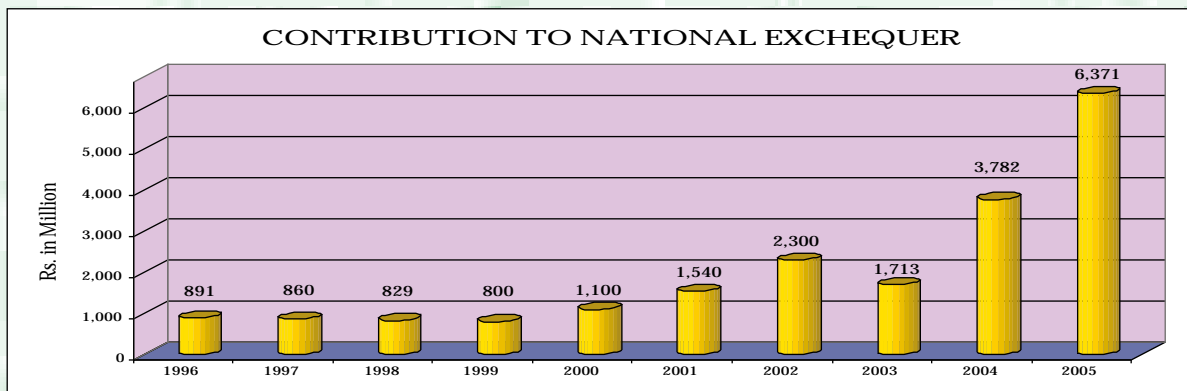
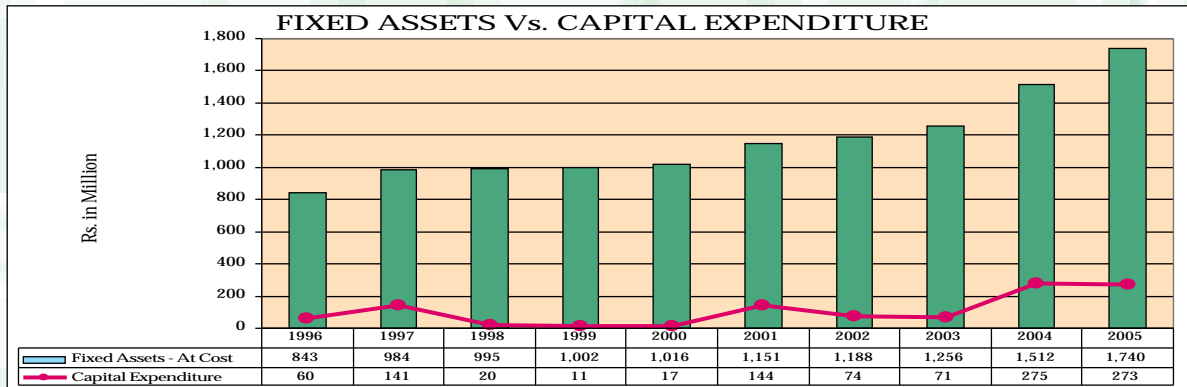
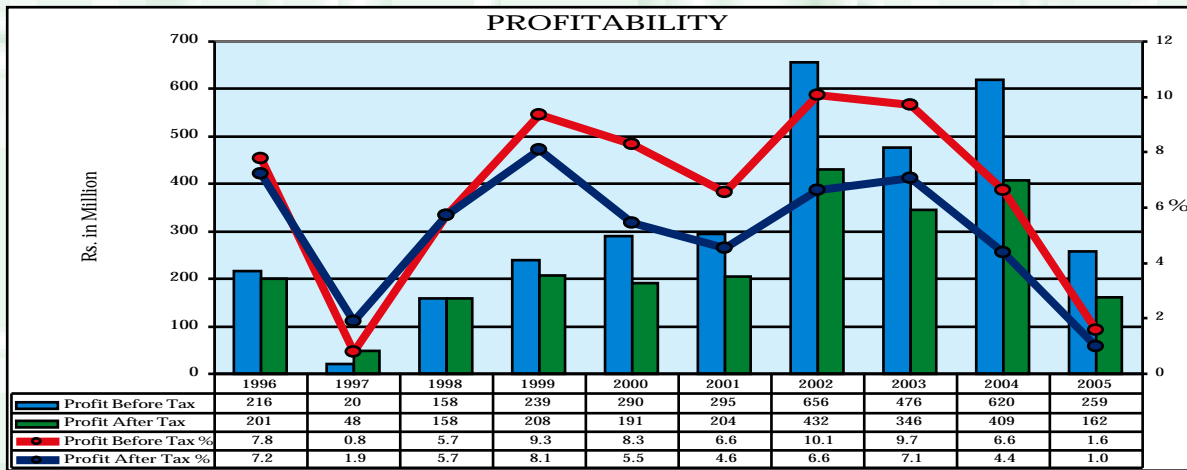
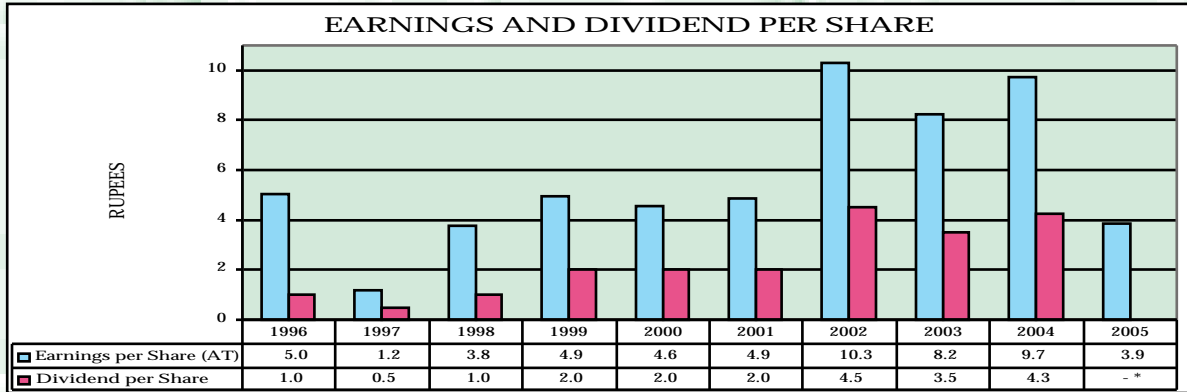
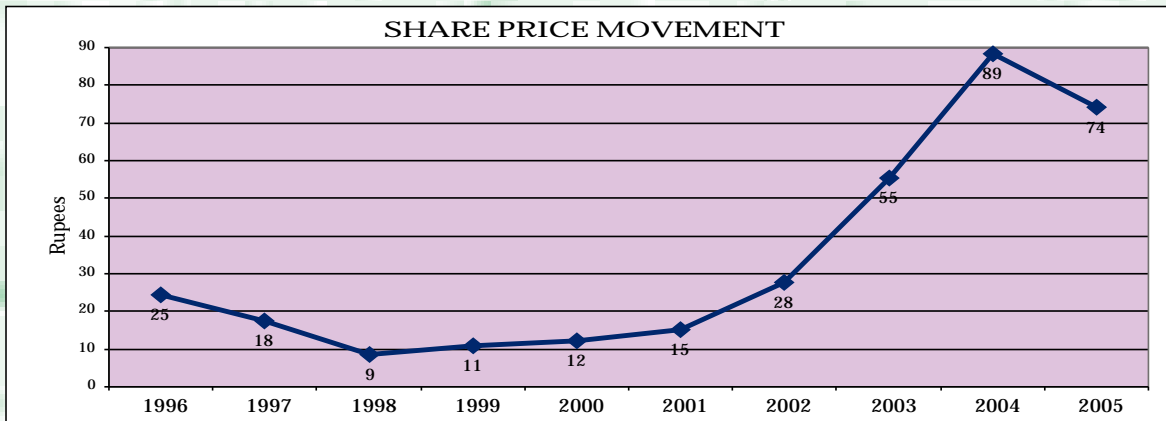
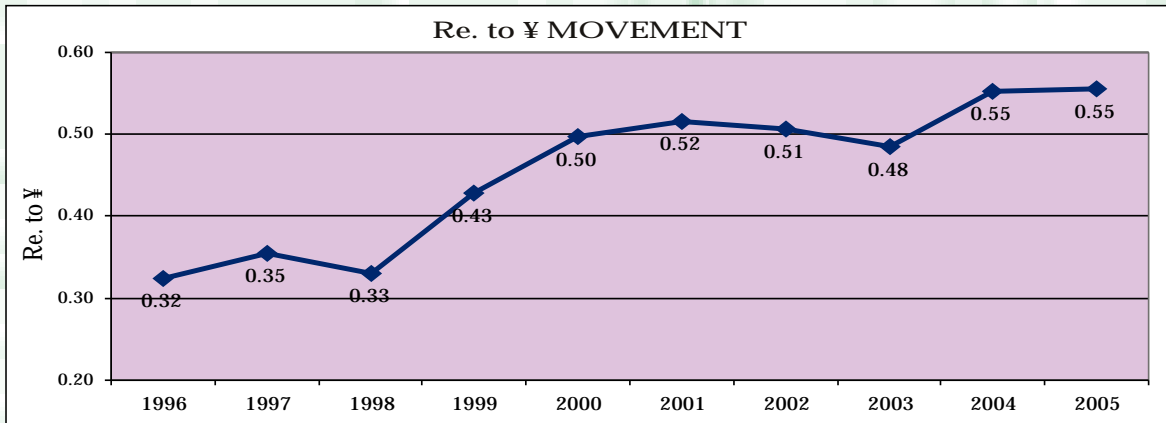
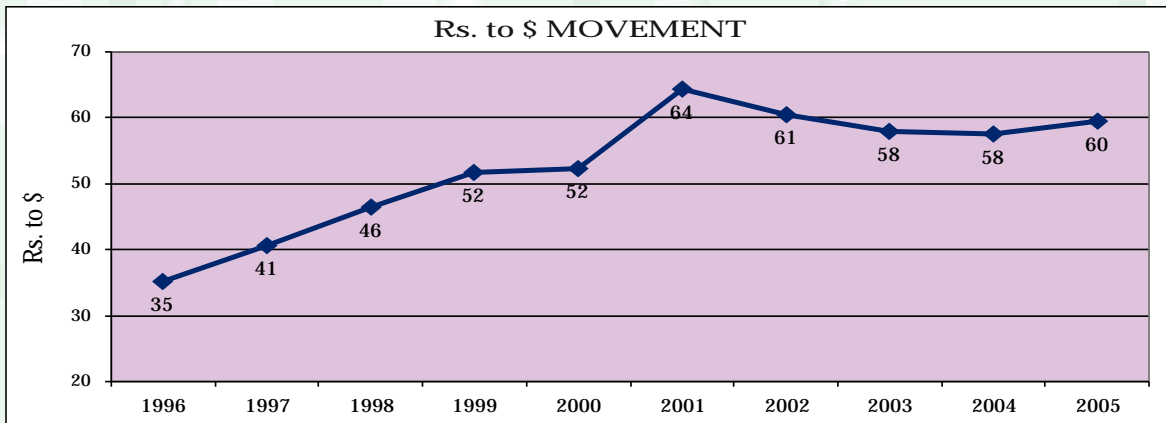
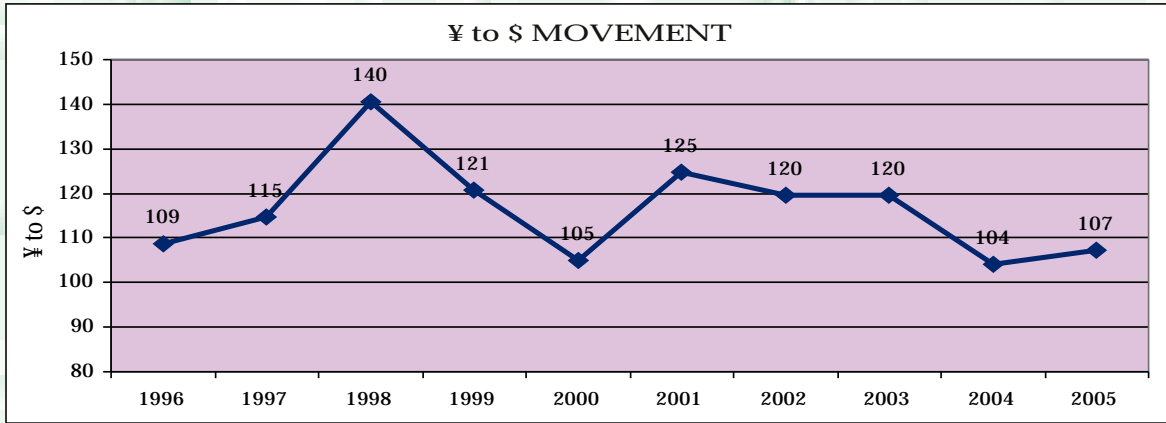


\* Referring note 8.2 of the financial statements, proposed cash dividend of Rs 95 million (Rs 2.25 per share) is not reflected. Note: Prior years figures have not been adjusted for revised accounting treatment of proposed dividend.

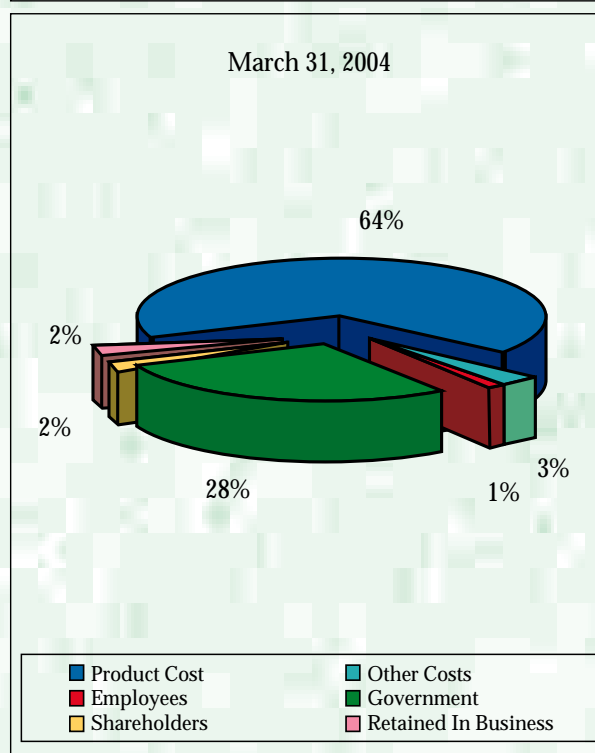
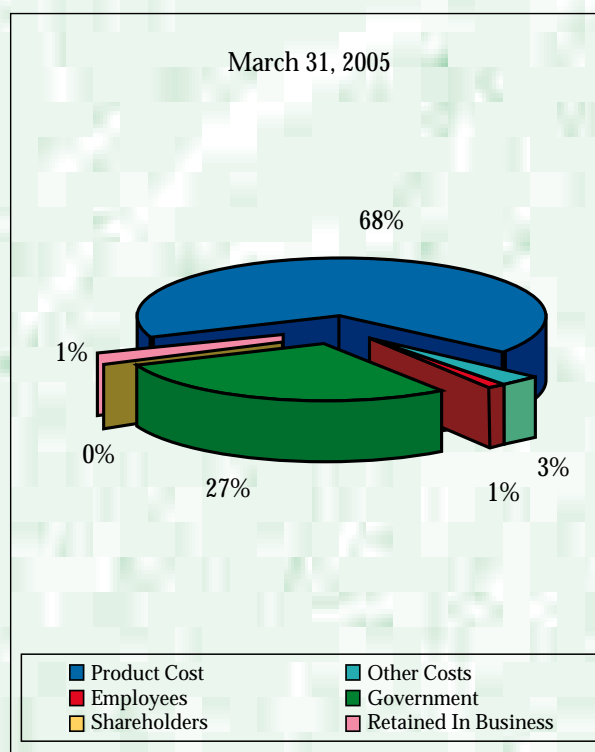


\* Referring note 8.2 of the financial statements, proposed cash dividend of Rs 2.25 per share is not reflected.



## Revenue Application

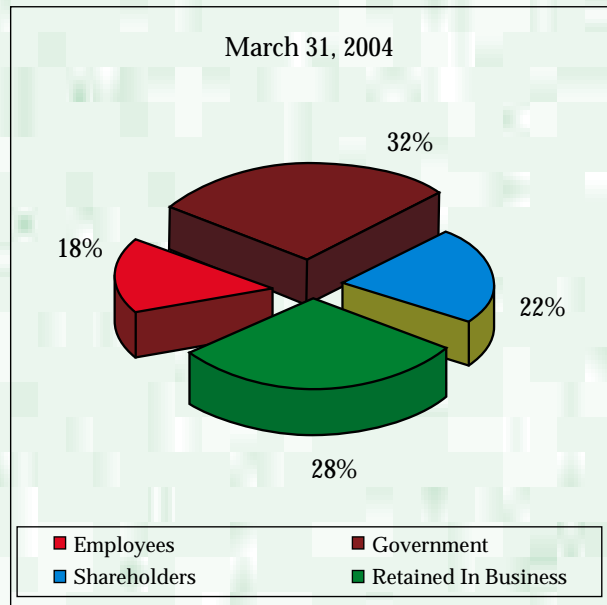
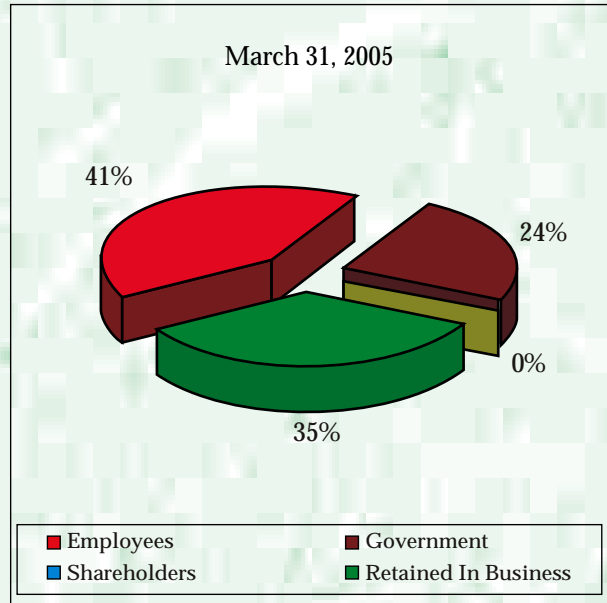
	Mar-05 (Rupees in thousand)	Mar-04
<b>REVENUE</b>		
Gross Sales	19,594,604	11,051,191
Other Income (net)	197,190	72,888
	<u>19,791,794</u>	<u>11,124,079</u>
<b>APPLICATION</b>		
Product Cost	13,435,953	7,128,412
Cost of Sales (excluding employees' remuneration and government levies)		
Other Costs	130,171	103,289
Operating Expenses (excluding employees' remuneration)	451,726	251,982
Dealers' Commission	5,956	2,289
Financial Charges		
	<u>587,853</u>	<u>357,560</u>
Employees' Remuneration	193,699	147,397
WPPF	50	70
	<u>193,749</u>	<u>147,467</u>
Government WPPF/WWF	16,095	45,346
Sales Tax	2,555,661	1,440,839
Custom Duties	2,743,853	1,384,262
Income Tax	96,450	211,510
	<u>5,412,059</u>	<u>3,081,957</u>
Shareholders Dividend *	-	178,500
Retained In Business Profit Retained	162,180	230,183
	<u>19,791,794</u>	<u>11,124,079</u>
<b>REVENUE</b>		
	<u>19,791,794</u>	<u>11,124,079</u>
<b>APPLICATION IN %</b>		
Product Cost	68	64
Other Costs	3	3
Employees	1	1
Government	27	28
Shareholders *	-	2
Retained In Business	1	2
	<u>100</u>	<u>100</u>



\* Referring note 8.2 of the financial statements, proposed cash dividend of Rs 94,500 is not reflected.

## Value Added and Its Distribution

	Mar-05 (Rupees in thousand)	Mar-04 (Rupees in thousand)
<b>VALUE ADDED</b>		
Net Sales	16,587,216	9,358,369
Other Income (net)	197,190	72,888
Cost of Sales (excluding employees' remuneration)	(16,179,805)	(8,512,674)
Operating Expenses (excluding employees' remuneration)	(130,171)	(103,289)
Financial Charges	(5,956)	(2,288)
	<u>468,474</u>	<u>813,006</u>
<b>DISTRIBUTION</b>		
Employees		
Employees' Remuneration	193,699	147,397
WPPF	50	70
	<u>193,749</u>	<u>147,467</u>
Government WPPF/WWF		
Income Tax	16,095	45,347
	<u>96,450</u>	<u>211,510</u>
	<u>112,545</u>	<u>256,857</u>
Shareholders Dividend *	-	178,500
Retained In Business Profit Retained	162,180	230,182
	<u>468,474</u>	<u>813,006</u>
<b>VALUE ADDED</b>	<u>468,474</u>	<u>813,006</u>
<b>DISTRIBUTION IN %</b>		
Employees	41	18
Government	24	32
Shareholders *	-	22
Retained In Business	35	28
	<u>100</u>	<u>100</u>



\* Referring note 8.2 of the financial statements, proposed cash dividend of Rs 94,500 is not reflected.